

**Back to basic**

**Class IV**

**Describing words**

**Sound words**

**Loud  
Pleasant  
Low  
Chatter  
Mumble  
Whisper**



**Taste words**

**Sweet  
Bitter  
Sour  
Bland  
Spicy  
Salty**



**taste**

**Touch words**

**Bumpy  
Slippery  
Smooth  
Soft  
Sharp  
Rough**



**Smell words**

**Burnt  
Sour  
Sweet  
Fresh  
Rotten  
Musty**



**Sight words**

**Lovely  
Shabby  
Tidy  
Pleasant  
Cluttered  
Clear**



**Colour words**

**Bronze  
Golden  
Aqua  
Silver  
Yellow  
Purple**



# BACK TO BASICS

## CLASS-4

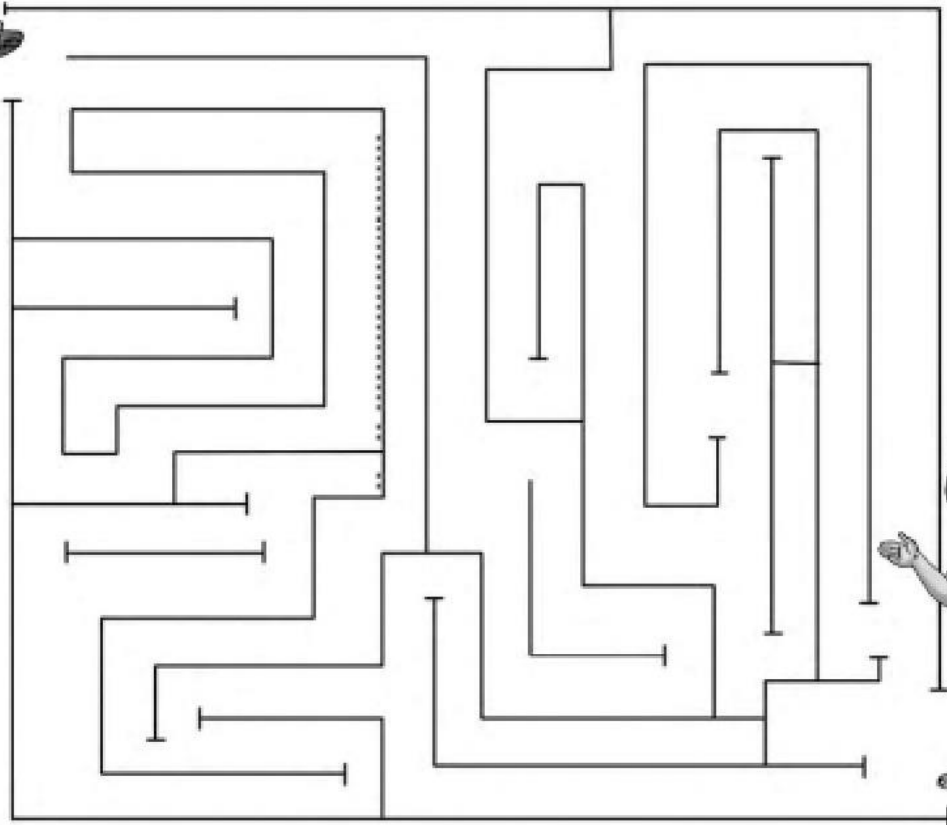
### LESSON – HIAWATHA

#### ACTIVITY 1



### Fun Drill

A. Help the beaver brother reach Hiawatha.



## ACTIVITY 2



### Grammar Focus

A. Use 'has' or 'have' to complete the following sentences.



1. Hiawatha ..... many friends among animals and birds.
2. The birds ..... hidden themselves.
3. In summer, they ..... built their nests.
4. Beavers ..... learnt Hiawatha's language.
5. The rabbit ..... become his friend.
6. The squirrels ..... hidden acorns.
7. Hiawatha ..... named them 'brothers'!
8. He ..... learnt the bird language.


## ACTIVITY 3



### Just to Start

- A. Hiawatha talked to birds and animals and played with them. Does it remind you of a famous story character, who crept and got lost in the jungle? He was brought up by the wild animals. He knew the language of birds and animals, but could not talk like humans. Look at the pictures and identify the characters of that story. Name the story too.

1. ....
2. ....
3. ....
4. ....
5. ....



Name the story .....

**KV PUSHP VIHAR (II SHIFT)**

**BACK TO BASIC**

**CLASS - IV**

**SIGHT WORDS**

action	colony	favorite	noun	subtle
actually	company	figure	oxygen	suffix
alive	condition	hospital	phrase	surely
although	court	include	property	thought
amount	deal	increase	radio	touch
area	death	known	receive	twice
blood	describe	least	replace	used
cause	design	length	rhythm	usually
central	disease	loud	serve	view
century	eleven	measure	similar	weight
charcoal	equal	molecule	southern	wheat
chart	experience	national	squirrel	whom
check	factor	necessary	straight	young

KENDRIYA VIDYALAYA SECTOR -12 DWARKA

CLASS – IV

A Watering Rhyme

BACK TO BASIC

- Quiz

## Biome Quiz

1. The roots and plants in this biome grow below the water.
2. This biome gets very little rainfall and is very sandy with some rock.
3. In this biome, there are many types of trees that lose their leaves each autumn.
4. This biome in Africa is warm all year and has shrubs and grass and a few trees.
5. In this biome, the ground is frozen all year and there are no trees.
6. This large eco system has its own type of climate, trees, animals and soil.
7. This biome is made up mainly of grasses.
8. This biome is the largest, it is a forest of conifers and found in the northern hemisphere.
9. This biome gets lots of rain, it's hot and humid and is near the equator.
10. In every biome, plants and animals make \_\_\_\_\_ to survive in their environment.
11. There are more plant and animal species in this biome than any others.
12. In this biome, some of the animals will hibernate for the winter.

## ANSWERS

1. The roots and plants in this biome grow below the water. **Wetland**
2. This biome gets very little rainfall and is very sandy with some rock. **Desert**
3. In this biome, there are many types of trees that lose their leaves each autumn. **Deciduous Forest**
4. This biome in Africa is warm all year and has shrubs and grass and a few trees. **Grasslands or Savanna**
5. In this biome, the ground is frozen all year and there are no trees. **Tundra**
6. This large eco system has its own type of climate, trees, animals and soil. **Biome**
7. This biome is made up mainly of grasses. **Grassland or Savanna**
8. This biome is the largest, it is a forest of conifers and found in the northern hemisphere. **Taiga**
9. This biome gets lots of rain, it's hot and humid and is near the equator. **Tropical Rain Forest**
10. In every biome, plants and animals make \_\_\_\_\_ to survive in their environment. **Adaptations.**
11. There are more plant and animal species in this biome than any others. **Tropical Rainforest**
12. In this biome, some of the animals will hibernate for the winter. **Deciduous Forest**

# My ing Words

The bell made a \_\_\_\_\_

How much did he \_\_\_\_\_

He is the \_\_\_\_\_

I love my new \_\_\_\_\_

Let's go on the \_\_\_\_\_

Here is a ball of \_\_\_\_\_





BACK TO BASIC

CLASS -4

CHAPTER- THE GIVING TREE

ACTIVITY -DEVELOPING VALUES



### The Giving Tree: Idea Web

Name: \_\_\_\_\_

Date: \_\_\_\_\_

People who are giving to me:

How can I be more giving????

\_\_\_\_\_

\_\_\_\_\_

\_\_\_\_\_

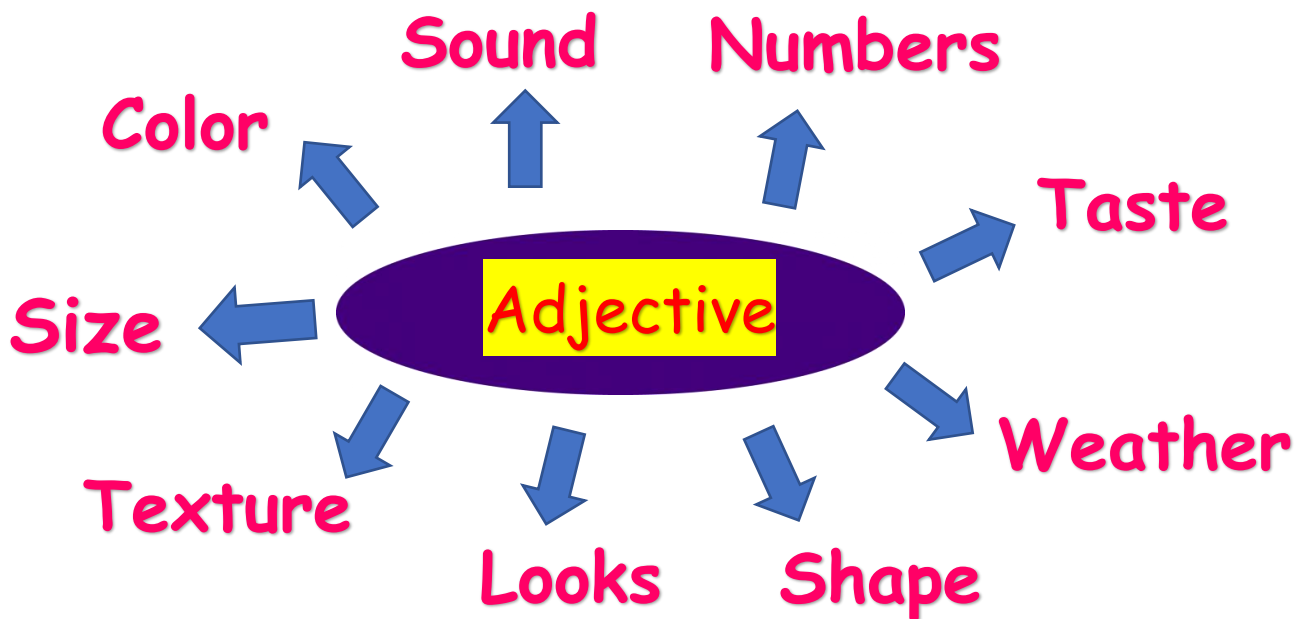
\_\_\_\_\_

\_\_\_\_\_

\_\_\_\_\_

Back to Basic  
Tips and points  
Class - IV  
English  
Poem- Books

An adjective modifies or give more information about a noun or pronoun.



<u>color</u>	<u>Size</u>	<u>Sound</u>	<u>Shape</u>	<u>Looks</u>
Blue	Big	Loud	Oval	Beautiful
Red	Small	Quiet	Round	Gorgeous
Green	Short	Nice	Boxy	Flabby
Black	Tall	Faint	Triangular	Handsome
Orange	Gigantic	pleasant	Square	Attractive

<u>Number And Order</u>	<u>Taste</u>	<u>Weather</u>	<u>Texture</u>
Few	Sweet	cloudy	Smooth
Many	Sour	Windy	Rough
Third	Bitter	Rainy	Bumpy
One	Salty	Sunny	Slimy
Seventh	Tangy	Mild	Furry

## FLASH CARDS








**By: JYOTI YADAV**  
**(KV Sector-12 Dwarka)**

**CLASS: IV**

**LESSON: GOING TO BUY A BOOK**

**PREPOSITIONS**

*A preposition is a word which shows relationships among other words in the sentence. The relationships include direction, place, time, cause, manner and amount.*



across



around



away  
from



down



Into



off



onto



out



over



past



through



toward



under



up




IN



ON



UNDER



NEXT TO



BEHIND



IN FRONT OF



BETWEEN



At



Between



In




Behind




Under



On




Near



In front of




Next to



At home



At school



At work



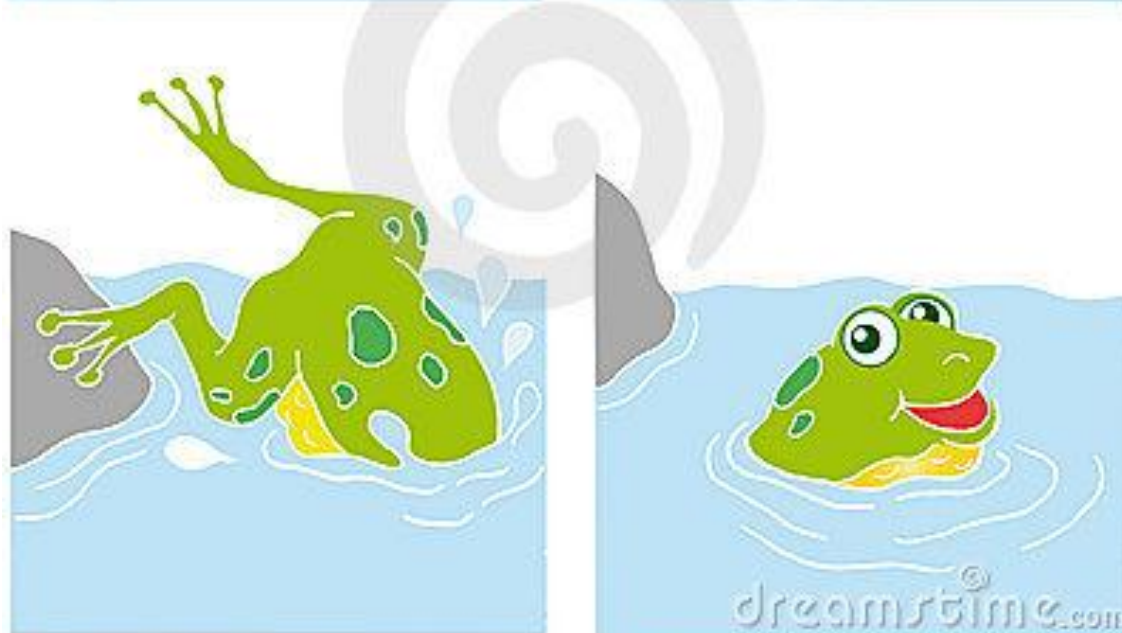
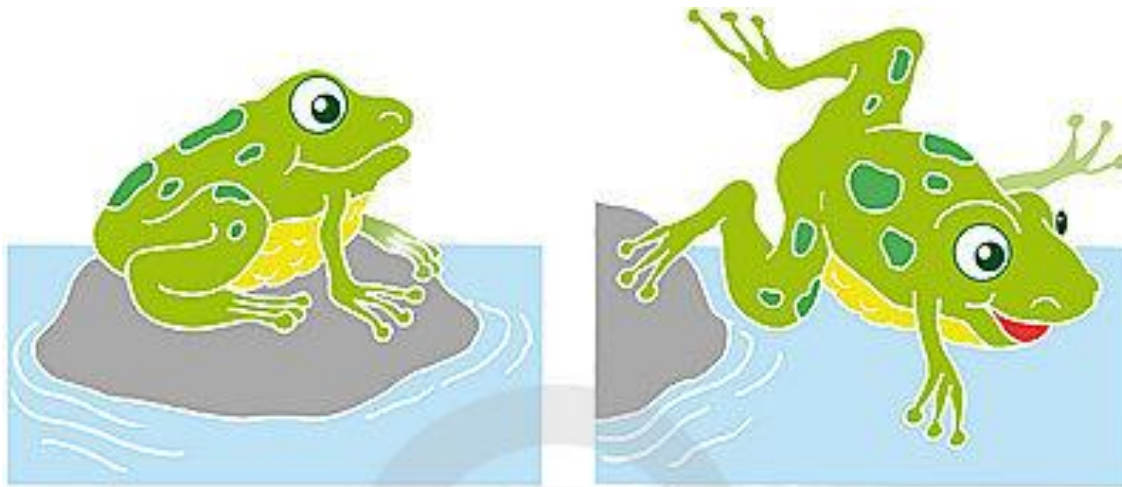



The water is  
falling **from** the  
mountains

The lady is running **with** the dog.



The frog jumped **into** the water.





The Hunter  
brought a bow  
and arrows  
**with** him.

The goose is standing **on** the ground.



The Flock of Geese are flying in the sky.





The  
creeper grew  
around the  
tree.



# Kendriya Vidyalaya Sangathan

Back to basic

Class 4

The naughty boy

Topic- Adjectives

What words can you use about this picture?


cute

small

cuddly

white

feathery



fluffy

These words are describing the picture

# Using describing words



# What are describing words?

A describing word is a word which tells about something.

It can tell you what it      also it tells

– Looks like

- how many

– Feels like

- what colour

– Smells like

- what size

– Tastes like

– Sounds like

Describing words are called as adjectives.



What words could you use to describe this picture?

brown

dangerous

big




hairy

What words could you use to describe this picture?

red

crunchy

tasty



juicy

healthy



What words could you use to describe this picture?

shining

glowing

smiling




happy


yellow

funny

Now tell 3 words which could describe each of these?



fish




orange




doughnuts

frog



baby



pencil



# Kinds of describing words

Adjectives describe nouns.

They tell:

How many

What color

What size

& lots more

She had four cookies.

I see a yellow balloon.

That is a huge bear.

What an amazing  
circus!



# Kinds of describing words

Adverbs describe verbs.

They tell how something is done.

*Often adverbs end in -ly.*

Bobby rode his bike home.

Bobby **quickly** rode his bike home.



# Betty's Adventure

Betty went to the zoo with her family. While they were there a monkey escaped! The monkey jumped on Betty's back. She walked over and let the zookeeper take the monkey back to its cage.

That was a good story but...

Let's look at this same story with  
adjectives and adverbs added.



# Betty's Great Adventure

Betty went to the world famous zoo with her whole family. While they were there a smart little monkey cleverly escaped! The monkey quickly jumped on Betty's small back. She slowly walked over and let the relieved zookeeper carefully take the smart little monkey back to its comfortable cage.

KENDRIYA VIDYALAYA INA COLONY

CLASS – IV

PINOCCHIO

BACK TO BASIC

PAST TENSE

Click here to enjoy-

<https://youtu.be/aqMpREQdnCY>

1. He **finished** his work.



2. His back was **turned**.



3. I **played** yesterday.



4. Last year, we **went** to village during summer vacation.



5. My mother **made** delicious pizza for me.

